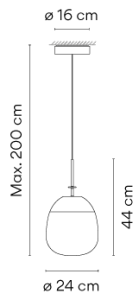


5778





Design By Lieveore Altherr

Tempo pendant lamps are a design by Lieveore Altherr. Suspended from the cable, the blown glass diffuser offers subtle nuances of transparency and translucency. All models of the Tempo collection incorporate LED lighting.

Model Sheet



Optional : Extra cable length
Min. quantity, upcharge and extra lead time apply [EN]

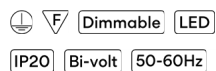
| | |
|------------------------------|--|
| Finish |  18 Graphite ADAPTA RF 9913 WX |
| |  37 Terra Red NCS S 4040-Y70R |
| |  58 Cream RAL 7044 |
| |  62 Green NCS S 3010-G20Y |
| LED temperature color | 2700 K |
| Dimming | 1-10V PUSH Optional DALI or Casambi Min. quantity, upcharge and extra lead time apply [EN] |
| Installation type | Surface Canopy |

Materials LED support: Aluminum
Diffuser: Blown-glass
Ceiling rose: Steel

Light source 1 x LED 4W 350mA
E

LED CRI>90 440.81 lm 110
2700 K

Driver CC - Constant Current 350
110-240 V 50/60 HZ



Application Hanging lamps

Packaging 1 Box
0.328 m x 0.328 m x 0.422 m
Gross weight 4
Net weight 2.5
Vol. 0.0454

Lighting effect

General Lighting

Lamp for general lighting that equally distributes the light in all directions.



Photometric Data

| | |
|--------------------------|------------|
| Efficiency | 47.27 lm/W |
| Coordinate System | CG |
| Total Flux | 261.43 lm |
| Maximum Value | 190.70 cd |

Other Applications

